

COVID-19 EPIDEMIOLOGICAL UPDATE

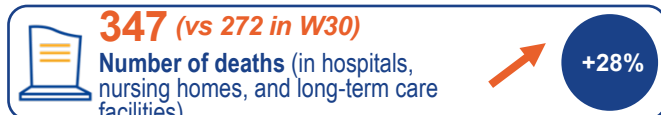
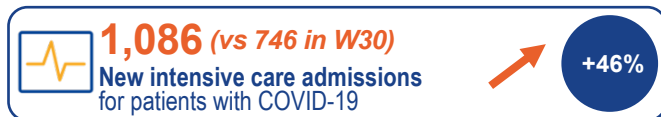
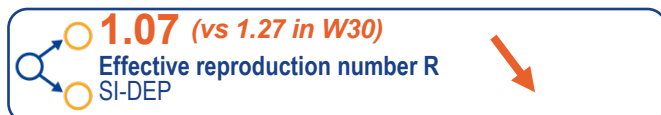
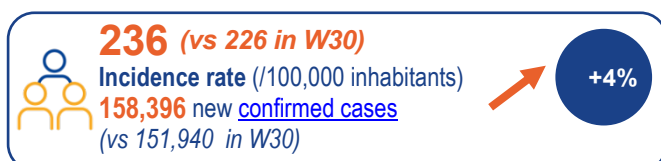
Weekly report / Week 31 / 12 August 2021

As part of its surveillance, alert, and prevention missions, Santé publique France analyses and publishes COVID-19 data obtained from its network of partners as well as its own studies and surveys. This report is based on data reported to Santé publique France up to 11 August 2021.

Key numbers

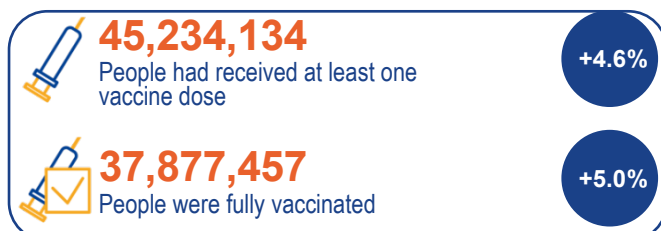
Week 31 (02 August 2021 – 08 August 2021)

Compared to week 30 (26 July 2021 – 01 August 2021)



As of 10 August 2021

Compared to 03 August 2021



Key points

Epidemiological situation

In week 31, the circulation of SARS-CoV-2 was still high across the entire country, with a very moderate increase in the incidence rate, and once again, a surge in hospital and intensive care admissions.

- Metropolitan France:
 - Highest incidence rates in Corsica, Provence-Alpes-Côte d'Azur, and Occitania
 - Sharp increase in the rate of hospital admissions in the majority of regions
- Overseas France:
 - Very high incidence rate in Martinique and sharp increase in Guadeloupe
 - Very high hospitalisation rates in Martinique and Guadeloupe
 - High COVID-19-related mortality in Martinique

Variants

- Delta variant identified in 98.1% of sequenced samples in metropolitan France on 27 July 2021

Contact tracing

- Average number of contacts identified per case at the lowest observed level in 2021, indicating low-level identification of transmission chains

Prevention

- Vaccination coverage of population as of 10 August 2021: 67.4% with at least one dose, and 56.4% fully vaccinated
- Importance of combining different measures: vaccination, preventive measures, and contact tracing

* Santé publique France thanks the large network of actors on which it relies to ensure its COVID-19 surveillance: private practice doctors, medico-social emergency (SAMU), Centre 15, hospital doctors, hospital and private medical biology laboratories, learned societies for infectious diseases, resuscitation, and emergency medicine, CNAM, INSERM, and INSEE.

SITUATION UPDATE

In week 31, the circulation of SARS-CoV-2 was still high throughout the country, with once again an average of over 22,000 diagnosed cases per day. However, the increase in the number of new cases was very moderate in metropolitan France. The highest incidence rates were still found among 10-39 year olds, and the increase compared to the previous week mainly concerned persons aged 40 and over, reflecting the spread of the epidemic from the youngest to the oldest in the population. Despite the continued impact of this fourth epidemic wave on hospitals, the increase in new hospital and intensive care admissions was less marked than in previous weeks. With regard to overseas France, the situation in Guadeloupe and Martinique is very worrying. Contact tracing data indicate poorer identification of contacts and transmission chains during this summer period. As of 10 August 2021, 67.4% of the French population had received at least one vaccine dose and 56.4% had been fully vaccinated. Given the current context, the vaccination of all eligible people must continue to be strongly encouraged to achieve a sufficient level of herd immunity, and must be associated with a high level of adherence to other preventive measures, notably by respecting protective measures, limiting at-risk contacts, and self-isolating in the event of symptoms, confirmed infection, or contact with a confirmed case. Combining accelerated vaccination with these various actions which limit the transmission rate may have a major impact on hospitalization dynamics.

EPIDEMIOLOGICAL SITUATION

Nationally, the increase in incidence rate was more moderate, reaching 236/100,000 inhabitants (+ 4%). This resulted in a lower reproduction number (1.07 vs 1.27 in week 30). The highest rate was once again observed among 20-29 year-olds (505, -13%). The increase was mostly observed among those aged 40 and over. The screening rate - including antigen and PCR tests (excluding self-tests) - remained high (5,473/100,000) but stable. The positivity rate was comparable to that of week 30 (4.3%, or +0.1 points).

The number of consultations for suspected COVID-19 was stable in SOS Médecins' organisations (2,090, -2%) but increased in emergency departments (6,704, +19%). The latter increase was less marked than that observed in the previous week (+47%).

At the hospital level, although less pronounced, the increase in indicators continued with 4,764 new hospitalizations in week 31 (+35% vs + 92% in week 30) and 1,086 new intensive care admissions (+46% vs +98% in week 30). The number of hospitalised COVID-19 patients continued to increase reaching 9,213 (+15%), including 1,725 (+28%) in intensive care. COVID-19-related deaths (in hospitals and long-term care facilities) also increased (347, +28%).

In metropolitan France, the highest incidence rates were still in Corsica (630/100,000, -4%), Provence-Alpes-Côte d'Azur (590, +3%), and Occitania (413, -2%). The change in the incidence rate compared to week 30 ranged from -11% (Nouvelle-Aquitaine) to +21% (Hauts-de-France). As of 10 August 2021, hospitalization rates by date of admission continued to increase in all regions except Corsica. The highest rates were in Provence-Alpes-Côte d'Azur (15.8/100,000), Corsica (14.6), and Occitania (11.0).

In overseas France, the situation in Guadeloupe and Martinique is very worrying. The incidence rate in

week 31 was very high, reaching 1,893/100,000 (+116%) in Guadeloupe and 1,181 (+8%) in Martinique. There was a sharp increase in hospitalization rates. [Excess mortality](#) (all-cause and all-age) was observed in Martinique in week 30. The incidence rate remained high in Reunion Island (397, +1%) and French Guiana (260, +23%).

VARIANTS OF CONCERN

The Delta variant remained dominant in the majority in metropolitan France, representing 98.1% of interpretable sequences in the Flash #17 survey dated July 27.

CONTACT TRACING

In week 31, the number of cases continued to increase (152,304, +5%) while the [number of contacts](#) remained stable (215,085, +1%). The decrease in the average number of contacts per case and the low proportion of cases previously identified as contacts (15.7%) suggest that a substantial proportion of at-risk contacts were not identified or reported by the index case.

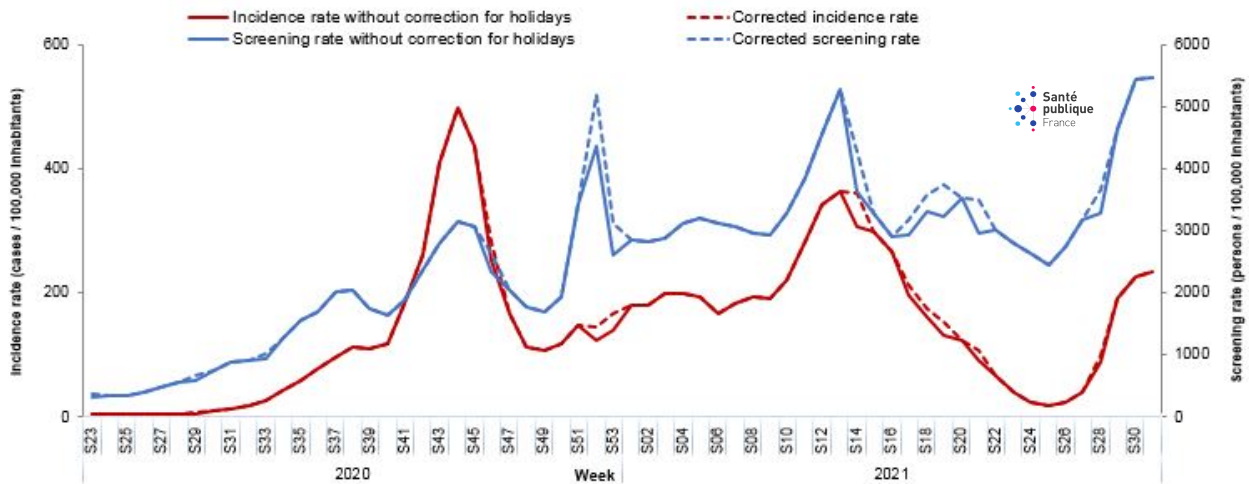
PREVENTION

As of 10 August 2021, 67.4% of the French population had received at least one vaccine dose, and 56.4% were fully vaccinated. Vaccination coverage for persons aged 12 years and over was 78.4% for one dose and 65.7% were fully vaccinated. Coverage continued to increase very slightly among those aged 80 years and over (83.3% for one dose and 79.1% for full vaccination). As shown by recent [modelling work](#) conducted by the Institut Pasteur, a combination of accelerated vaccination and a reduction in transmission rates - however modest - may have a major impact on hospitalization dynamics.

Confirmed cases, incidence, and screening

At the national level, the [incidence rate](#) was 236 per 100,000 inhabitants in week 31 (vs 226 in week 30, +4%), while the [screening rate](#) was stable at 5,473 per 100,000 inhabitants (vs 5,448 in week 30). The [positivity rate](#) was 4.3% (vs 4.2% in week 30, +0.1%). Among those tested for whom the presence or absence of symptoms was recorded, 92% were asymptomatic, which was stable when compared to week 30. Among cases, 51% were symptomatic, which was also stable when compared to week 30. The positivity rate increased in the 257,449 symptomatic patients (29% vs 27% in week 30) but remained stable in the 3,079,632 asymptomatic patients (2.3% vs 2.2% in week 30).

Weekly trends in incidence and screening rates - with and without correction for the effect of public holidays - since 01 June 2020, France (as of 11 August 2021)

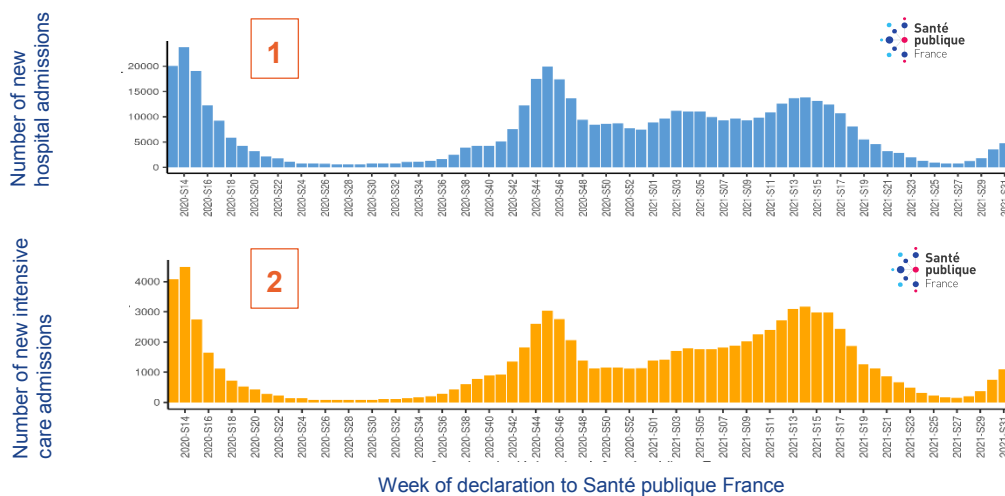


Source: SI-DEP

Hospitalisations, intensive care admissions, and deaths

- As of 10 August 2021, **9,213 COVID-19 patients were hospitalised in France** (vs 8,033 on 03 August, +15%), including **1,725 patients in intensive care** (vs 1,344 on 03 August, +28%). At the national level, hospital indicators based on the date of declaration increased since week 28 with **4,764 new hospital admissions** in week 31 (+35% compared to week 30) and **1,086 new intensive care admissions** (+46%).

Weekly number of new hospital (1) and intensive care (2) admissions for COVID-19 patients since 23 March 2020, France (as of 08 August 2021)



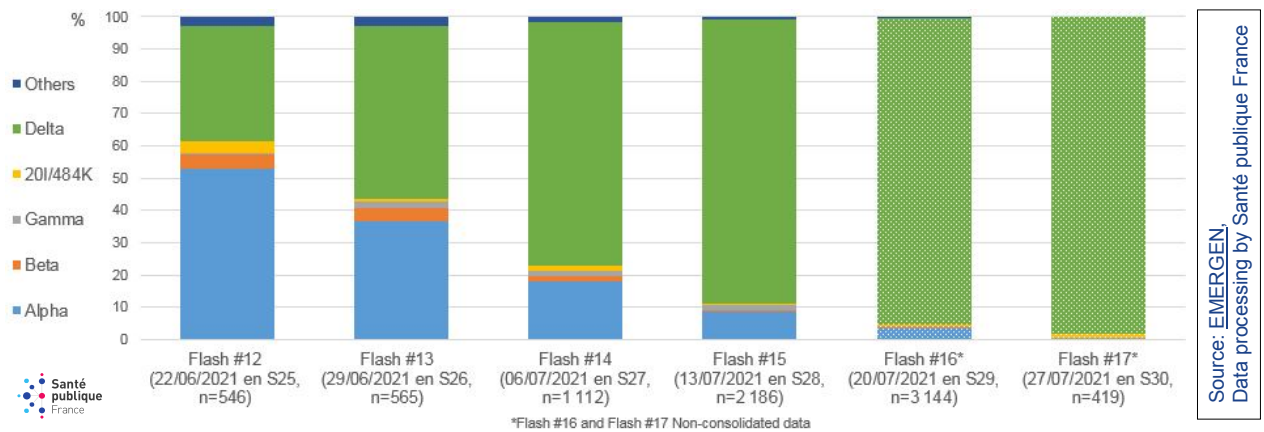
Source: SI-VIC

- At the national level, there were **332 deaths in hospitals** in week 31, an **increase** with respect to week 30 (+26%), and **15 deaths** recorded in long-term care facilities (vs 9 deaths in week 30)

Variants of concern

The L452R mutation (driven in particular by the Delta variant) - whose increase is stabilizing - was found in 93.5% of samples testing positive in week 31 (91.7% in week 30). [Sequencing data](#) confirm that the Delta variant has been the dominant [variant](#) in metropolitan France since week 26, representing 98.1% of interpretable sequences in Flash Survey #17 dated 27 July (vs 95.3% in Flash Survey #16 dated 20 July). In overseas France, sequencing data show the predominance of Delta in Reunion Island, Mayotte, French Guiana and the French Antilles (sequencing data based on very few samples).

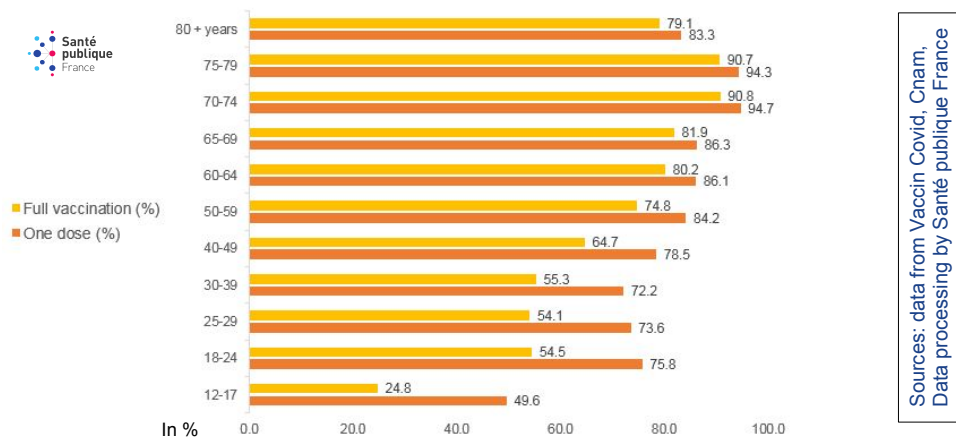
Proportion of variants of concern detected by sequencing in Flash Surveys #12 to #17 in metropolitan France



Vaccination

As of 10 August 2021, [vaccination coverage](#) in France was estimated at 67.4% for at least one dose and 56.4% for full vaccination. Among persons aged 12 years and over, 45,221,123 had received at least one dose (78.4%) and 37,872,330 (65.7%) were fully vaccinated. Vaccination coverage with at least one dose was 91.0% for residents of nursing homes and long-term care facilities (87.0% fully vaccinated). Coverage also increased in healthcare professionals: specifically, coverage with at least one dose was 81.0% (vs 76.8% on 03 August) for professionals working in nursing homes and long-term care facilities, while 68.2% (vs 64.7% on 03 August) were fully vaccinated). For healthcare professionals in private practice these figures were 89.7% (vs 88.1%) and 84.3% (vs 82.7%), respectively. Based on data from Vaccin Covid, estimated coverage in [professionals working in healthcare establishments](#) was 81.3% for at least one dose and 70.1% for full vaccination, with differences observed according to professional category.

Vaccination coverage by age group in France as of 10 August 2021 (in %)



Check out the survey of the week

Update on the circulation of variants with [Flash Survey #15](#)
Update on [vaccine coverage for professionals working in healthcare establishments](#)

Consult the [Santé Publique France](#) website for more information on COVID-19 and the surveillance systems in place.

Find all the open access data on [Géodes](#)

For more information on the regional data, see [Regional epidemiological situation](#)