

COVID-19 EPIDEMIOLOGICAL UPDATE

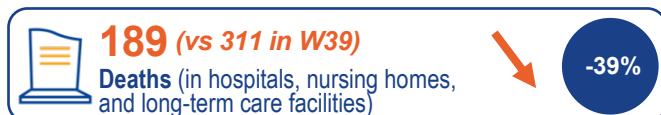

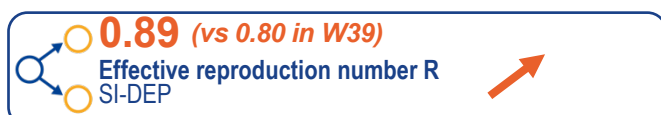
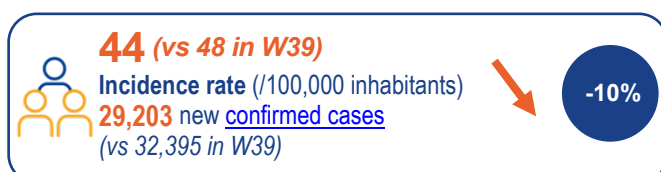
Weekly report / Week 40 / 14 October 2021

As part of its surveillance, alert, and prevention missions, Santé publique France analyses and publishes COVID-19 data obtained from its network of partners¹ as well as its own studies and surveys. This report is based on data reported to Santé publique France up to 13 October 2021.

Key numbers

Week 40 (4-10 October 2021)

Compared to week 39 (27 September-3 October 2021)



On 12 October 2021

Compared to 5 October 2021



Key points

Epidemiological situation

In week 40, the situation continued to improve throughout the country but with a smaller improvement in the indicators and a stabilising trend in some regions.

- Metropolitan France:
 - Stable incidence and hospitalisation rates in some regions
 - R number <1 but on the rise for the third consecutive week, indicating a higher circulation of the virus
- Overseas France:
 - French Guiana: falling but high incidence rate, with overburdened hospital services
 - Martinique: persistent high incidence and hospitalisation rates

Variants

- Delta variant identified in 99% of sequenced samples in Flash Surveys on 14 and 21 September 2021

Contact tracing

- Slight decrease in the proportion of previously known cases identified as contacts in the last two weeks
- Drop in the number of cases attending school

Prevention

- On 12 October, 75.6% of the French population had received at least one vaccine dose, and 73.5% were fully vaccinated (Vaccin Covid data)
- CoviPrev Survey (28 September-5 October 2021):
 - Systematic adoption of preventive measures stable since the previous wave (31 August-7 September)
 - Stable proportion of respondents (13%) reporting their intention not to be vaccinated
 - 60% of respondents in favour of the health pass
- Importance of combining different measures: vaccination, adherence to contact tracing, and respect of preventive measures

¹Santé publique France acknowledges the large public health network that contributes to COVID-19 surveillance: healthcare professionals working in private practice and hospitals, emergency departments, hospital and private biology laboratories, learned societies for infectious diseases, resuscitation, and emergency medicine, CNAM, INSERM, and INSEE.

SITUATION UPDATE

In week 40, the situation continued to improve but nevertheless with a smaller improvement in the epidemiological indicators and a stabilising trend in some regions. The decrease in the incidence rate was confirmed in French Guiana, although the high level of viral circulation persisted along with overburdened hospital services and all-cause excess mortality in week 39. At the national level, the R number was below 1, although its increase over the past three weeks (from 0.72 to 0.89) indicates the high circulation of the virus among the population. Given the stability of vaccination coverage and virological parameters (variants), this rise is probably attributable to more frequent and/or exposed contacts. The contact-tracing data showed a stable number of contacts per case during the past three weeks. The latest CoviPrev survey (28 September-5 October) highlighted a stable level of vaccination adherence at 87% (being vaccinated or intending to be vaccinated). The systematic adoption of preventive measures remained at lower levels compared to the previous waves. On 12 October, 75.6% of the French population had received at least one vaccine dose, and 73.5% were fully vaccinated. In light of the surge in winter viruses, adherence to preventive measures combined with vaccination and other protective measures is crucial in order to control the epidemic in the long term and preserve the healthcare system.

EPIDEMIOLOGICAL UPDATE

Nationally, the incidence rate continued to fall, reaching 44 new cases per 100,000 inhabitants (-10%) in week 40, equivalent to an average of 4,172 diagnosed cases per day. It was down in all age groups except for 70-89 year-olds among whom it was stable. It exceeded 50 cases per 100,000 inhabitants among 30-39 year-olds (63, -8%) and 20-29 year-olds (58, -4%). The screening rate based on antigenic and PCR tests (excluding self-testing) remained very high at 4,265 per 100,000 inhabitants (-7%) but fell in all age groups this week. The positivity rate was stable (1.0%, -0.1 points).

The number of consultations for suspected COVID-19 declined in emergency departments (1,297, -15%) and SOS Médecins organisations (749, -2%).

In terms of hospital indicators, new admissions continued to fall, with 1,083 new hospital admissions (-17%) and 276 new intensive care admissions (-16%). On 12 October, 6,690 COVID-19 patients were hospitalised, including 1,124 in intensive care.

In **metropolitan France**, the incidence rate was on the rise in Corsica (53 vs 45, +18%) and stable in Île-de-France (63), Hauts-de-France (31 vs 30, +4%), and Brittany (28 vs 27, +4%). It decreased in the remaining regions. A reduction in the screening rate was also observed in all regions. The rates of new hospital and intensive care admissions were decreasing or stable in all regions except for a slight increase in hospital admissions in Brittany and Pays de la Loire and intensive care admissions in Grand Est.

In **overseas France**, the incidence rate fell in French Guiana, decreasing from 495 to 369 per 100,000 inhabitants (-25%). Hospital pressure remained strong with high but stable hospitalisation and intensive care admission rates. The moderate [excess mortality](#) observed between weeks 29 and 37 worsened in weeks 38 and 39.

The incidence rate continued to fall in Guadeloupe in week 40 (68 vs 77, -12%), although it increased in Martinique (151 vs 135, +12%). The number of new hospital admissions was still declining in these two overseas territories.

VARIANTS OF CONCERN

The Delta variant represented nearly all viruses circulating in metropolitan France, corresponding to more than 99% of interpretable sequences in Flash Surveys #24 and #25 on 14 and 21 September, respectively.

CONTACT TRACING

In week 40, the number of new cases and new [contacts](#) continued to fall (-11% and -13%, respectively). The number of contacts per case has been stable for the last three weeks (2.4 in week 39, consolidated data). The proportion of cases previously identified as contacts slightly decreased over the past two weeks (20.1% in week 40 vs 21.7% in week 38), indicating that a large number of transmission chains are not being identified. The number of cases attending school continued to fall (-20% in week 40).

PREVENTION

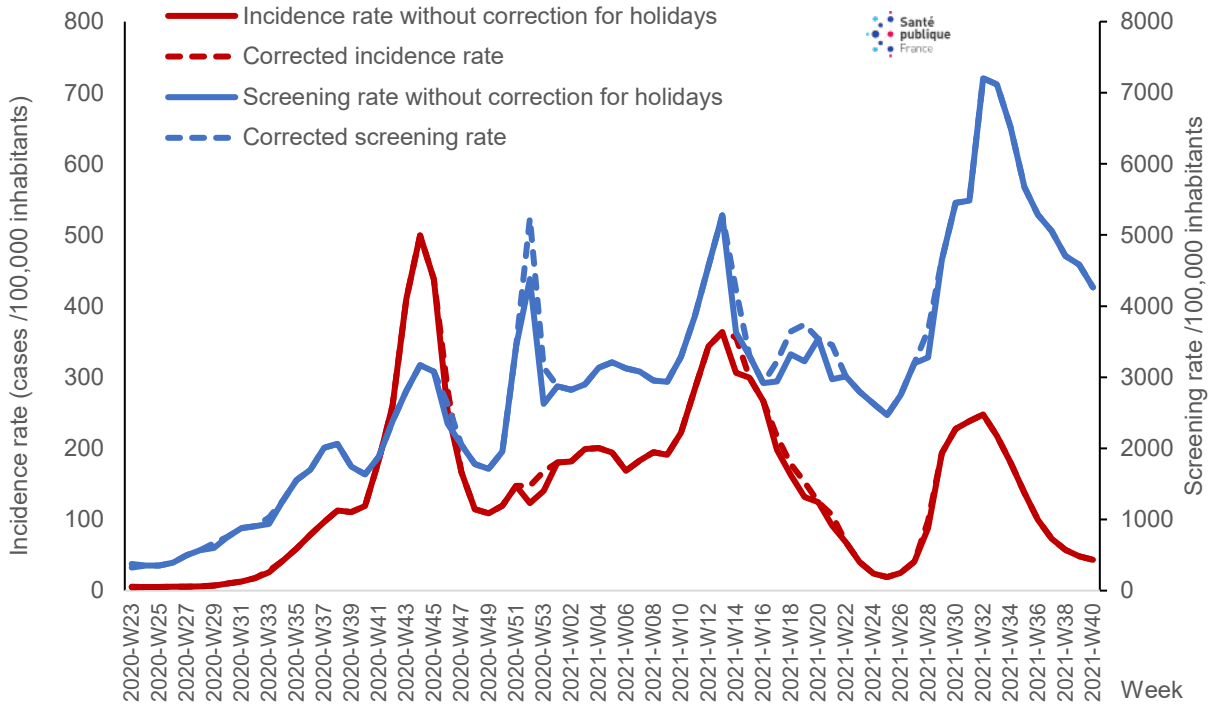
On 12 October, 75.6% of the French population had received at least one vaccine dose, and 73.5% were fully vaccinated.

According to the CoviPrev survey (28 September-5 October), the systematic adoption of preventive measures was unchanged compared to the previous wave (early September). Overall, 87% of respondents were favourable to the COVID-19 vaccination: they had already received at least one vaccine dose or had the intention to be vaccinated. This percentage continued to increase among 25-34 year-olds, although it remained stable in the other age groups.

Confirmed cases, incidence, and screening

Nationally, the [incidence rate](#) was 44 per 100,000 inhabitants in week 40 (vs 48 in week 39, -10%), while the [screening rate](#) was 4,265 per 100,000 inhabitants (vs 4,582 in week 39, -7%). The [positivity rate](#) was stable (1.0%). Among the 2,618,622 tested individuals who provided information about the possible presence of symptoms, 92% were **asymptomatic**, a proportion that has been **stable** for several weeks. The **positivity rate slightly increased** among symptomatic individuals (6.0% vs 5.5% in week 39) but was stable among asymptomatic individuals (0.6%). Overall, the proportion of symptomatic individuals among cases has been stable for several weeks (46%).

Weekly trends in the incidence and screening rates, with or without correction for the effect of public holidays, since 1 June 2020, France (up to 13 October 2021)



Source: SI-DEP, data processing by Santé publique France

Incidence and screening rates by age group

In week 40, the [incidence rate](#) declined in all age groups except for 70-89 year-olds (+5%). The **highest** rates were found among **young adults**: 30-39 year-olds (63/100 000, -8%) and 20-29 year-olds (58, -4%). The [screening rate](#) was **down** in **all age groups**. It was the highest among 20-29 year-olds (7,062/100,000, -9%) and 30-39 year-olds (6,334, -9%). The [positivity rate](#) remained low in all age groups, ranging from 0.8% among 20-29 year-olds to 1.3% among 0-9 and 70-89 year-olds.

Weekly evolution of the incidence rate per 100,000 inhabitants by age group since week 29, France (corrected for public holidays) (data on 6 October 2021)

46	77	119	137	130	111	89	69	45	32	35	27	90 yrs +
33	51	75	89	83	73	58	44	32	26	25	26	80-89 yrs
39	62	83	95	91	80	63	49	34	32	31	32	70-79 yrs
57	87	111	125	113	93	75	52	40	33	30	28	60-69 yrs
108	156	184	193	171	138	104	73	51	42	37	35	50-59 yrs
160	225	258	268	239	197	150	107	77	63	54	48	40-49 yrs
277	343	365	378	329	273	208	150	111	84	69	63	30-39 yrs
618	581	509	493	404	307	217	146	98	73	60	58	20-29 yrs
292	333	330	340	297	243	180	124	89	72	61	49	10-19 yrs
59	90	110	128	130	131	120	110	94	70	51	41	0-9 yrs
193	227	238	247	218	180	137	100	73	57	48	44	All ages
W29	W30	W31	W32	W33	W34	W35	W36	W37	W38	W39	W40	

Santé publique France



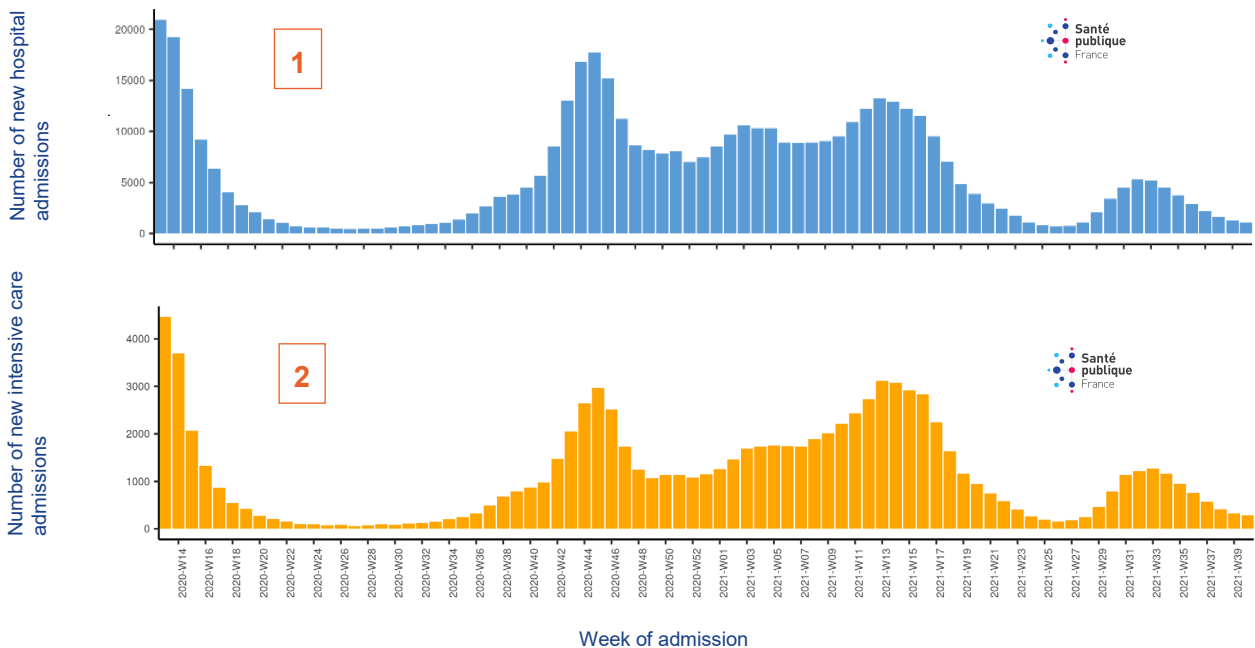
Source: SI-DEP

Hospitalisations, intensive care admissions, and deaths

To better understand the hospital dynamics, new hospital and intensive care admissions are analysed by date of patient admission to hospital. New deaths (in hospital and long-term care facilities) are analysed by date of occurrence. Data from week 40, up to 12 October 2021, are not yet consolidated and may thus be underestimated.

- On 12 October 2021, **6,690** COVID-19 patients were hospitalised in France (vs 7,157 on 5 October, -7%), including **1,124** in intensive care (vs 1,292 on 5 October, -13%).
- At the national level, hospital indicators based on the date of admission continued to improve, with **1,083 new hospital admissions** (-17% from week 39, -20% from week 38 to week 39) and **276 new intensive care admissions** (-16% from week 38, -22% from week 38 to week 39).

Weekly number of new hospital (1) and intensive care (2) admissions for COVID-19 patients since 23 March 2020, France (data on 12 October 2021)



Source: SI-VIC, data processing by Santé publique France

- In week 40, the weekly rate of new hospital and intensive care admissions was decreasing or stable in all age groups.

Weekly rate of new hospital (1) and intensive care (2) admissions per 100,000 inhabitants, by age group, from week 33 to week 40, France

	W33	W34	W35	W36	W37	W38	W39	W40	
1	31.9	28.5	26.4	19.1	14.5	9.8	8.8	7.3	90 yrs +
	20.3	19.8	16.5	12.4	9.2	7.8	6.6	5.9	80-89 yrs
	15.4	13.7	10.8	8.8	6.1	4.7	3.8	3.6	70-79 yrs
	12.1	9.5	8.2	5.8	5.1	3.2	2.7	1.8	60-69 yrs
	9.3	8.0	6.3	4.8	3.5	2.6	1.9	1.6	50-59 yrs
	6.6	5.6	4.5	3.5	2.5	1.7	1.4	1.4	40-49 yrs
	6.1	4.8	4.1	3.4	2.7	2.0	1.4	1.2	30-39 yrs
	3.6	3.4	3.0	2.5	1.7	1.3	1.2	0.8	20-29 yrs
	0.9	0.9	0.8	0.9	0.7	0.6	0.3	0.2	10-19 yrs
	1.5	1.7	1.1	1.2	1.0	0.7	0.6	0.5	0-9 yrs
	7.7	6.7	5.6	4.4	3.3	2.4	1.9	1.6	All ages
2	1.6	1.3	1.8	0.8	0.3	0.4	0.2	0.3	90 yrs +
	1.8	2.0	1.7	1.7	1.1	1.0	1.1	0.7	80-89 yrs
	3.8	4.1	3.3	2.6	2.1	1.5	1.0	1.2	70-79 yrs
	4.2	3.5	3.2	2.4	2.0	1.1	1.1	0.9	60-69 yrs
	3.2	2.9	2.1	1.7	1.2	1.1	0.7	0.6	50-59 yrs
	1.9	1.8	1.4	1.1	0.7	0.6	0.4	0.4	40-49 yrs
	1.4	1.1	0.9	0.7	0.7	0.4	0.3	0.2	30-39 yrs
	0.7	0.5	0.4	0.4	0.2	0.2	0.3	0.1	20-29 yrs
	0.2	0.1	0.1	0.1	0.1	0.1	0.0	0.0	10-19 yrs
	0.1	0.2	0.2	0.1	0.1	0.1	0.1	-	0-9 yrs
	1.9	1.7	1.4	1.1	0.9	0.6	0.5	0.4	All ages

Source: SI-VIC, data processing by Santé publique France

- In week 40, the number of deaths continued to fall, with 183 deaths in hospital at the national level (-38% from week 39). In the previous week, this number fell by 12% compared to week 38. There were also 6 deaths in long-term care facilities (vs 15 in week 39 and 18 in week 38).

Situation at the regional level

Incidence, positivity, and screening rates

- In metropolitan France, the highest **incidence rates** were observed in **Provence-Alpes-Côte d'Azur** and **Île-de-France**. This rate **fell** in all regions except for Corsica, where it increased (53 vs 45, +18%), and Hauts-de-France, Brittany, and Île-de-France, where it was stable. The screening rates were the highest in **Provence-Alpes-Côte d'Azur**, **Corsica**, and **Île-de-France**. In week 40, 82 departments had an incidence rate below 50 per 100,000 inhabitants (vs 73 in week 39). The highest incidence rates were observed in Lozère (105, +264%), Bouches-du-Rhône (92, -20%), South Corsica (86, +35%), Paris (74, +4%), and Seine-Saint-Denis (71, +3%).
- In overseas France, the incidence rate fell in French Guiana (369/100,000 inhabitants, -25%) and Guadeloupe (68, -12%). By contrast, it increased by 12% in Martinique compared to the previous week (151).

Evolution of the incidence, positivity, and screening rates by region² from week 35, France (data on 13 October 2021)

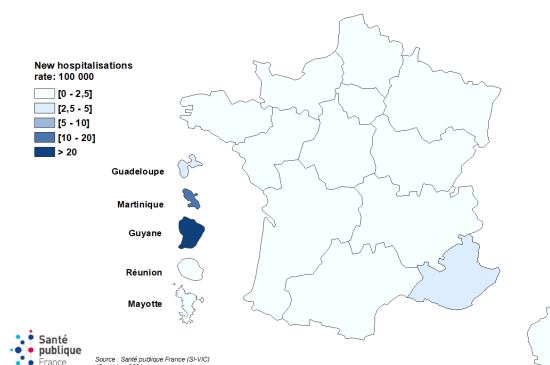
Regions	Incidence rate per 100,000 inhabitants						Positivity rate (%)			Screening rate per 100,000 inhabitants	
	W35	W36	W37	W38	W39	W40	W40 vs W39 (%)	W40	W40 vs W39 (points)	W40	W40 vs W39 (points)
Auvergne-Rhône-Alpes	128	93	67	53	48	39	-20	1.0	-0.1	3,867	-8
Bourgogne-Franche-Comté	84	64	46	38	34	29	-15	0.9	-0.1	3,338	-5
Bretagne	89	68	52	37	27	28	4	1.0	0.1	2,934	-6
Centre-Val de Loire	88	66	52	39	30	28	-8	1.0	0.0	2,816	-5
Corse	138	114	79	54	45	53	18	1.0	0.2	5,368	-6
Grand Est	116	90	69	47	37	32	-13	0.7	-0.1	4,541	-5
Hauts-de-France	91	75	49	38	30	31	4	0.8	0.1	3,777	-5
Île-de-France	146	107	87	72	63	63	0	1.2	0.1	5,239	-6
Normandie	65	47	32	31	25	23	-5	0.7	0.0	3,509	-4
Nouvelle-Aquitaine	85	63	48	40	31	29	-4	0.9	0.0	3,263	-5
Occitanie	160	107	67	54	43	34	-21	0.8	-0.1	4,333	-6
Pays de la Loire	79	59	43	41	40	38	-7	1.2	-0.1	3,136	-3
Provence-Alpes-Côte d'Azur	330	226	153	102	85	67	-21	1.1	-0.1	6,116	-14
Guadeloupe	525	262	172	117	77	68	-12	2.0	-0.3	3,353	-1
Guyane	422	421	497	541	495	369	-25	11.8	-1.3	3,130	-17
Martinique	422	289	221	162	135	151	12	3.9	0.2	3,875	7
Mayotte	52	42	40	32	34	20	-40	1.1	-0.8	1,923	4
La Réunion	159	97	68	49	32	28	-14	0.8	-0.1	3,686	-4

Source: SI-DEP

Hospital and intensive care admissions by date of admission

- In **metropolitan France** in week 40, the weekly rates of **new hospital** and intensive care admissions were **decreasing** or **stable** in all regions except for **Brittany** and **Pays de la Loire**, where hospital admissions slightly increased, and **Grand Est**, where new intensive care admissions rose. The highest hospital and intensive care admission rates were again observed in **Provence-Alpes-Côte d'Azur**.
- In **overseas France**, the weekly rates of new hospital and intensive care admissions remained **very high** but **stable** in **French Guiana**. Both indicators improved in Guadeloupe and Martinique.

Weekly rate of newly hospitalised COVID-19 patients per 100,000 inhabitants, by region, in week 40, France



Source: SI-VIC, data processing by Santé publique France

² For further information on the epidemic situation in the regions, consult the [Regional Epidemiological Updates](#).

Variants of concern

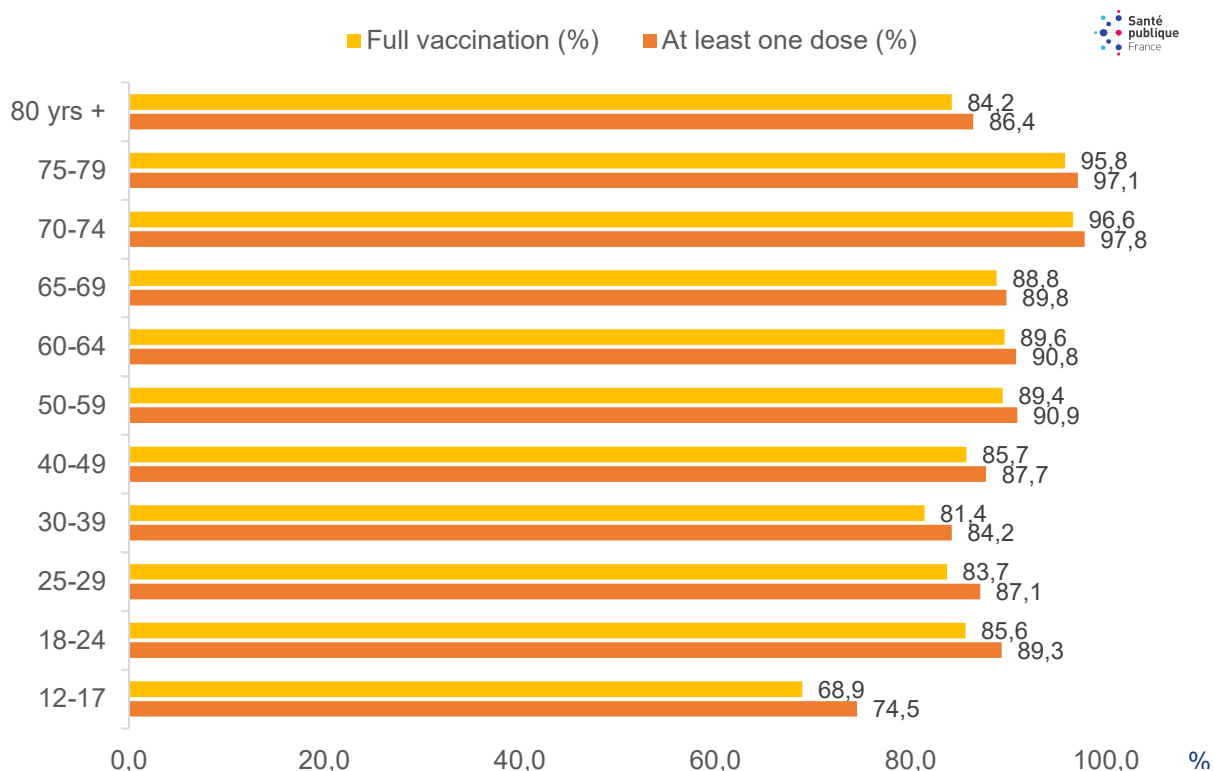
The L452R mutation (primarily driven by the Delta variant) was detected in 95.9% of screened positive samples in week 40 (vs 95.7% in week 39). [Sequencing data](#) confirmed the prevalence of the Delta strain among the circulating variants. **Delta** was identified in more than **99.9% of interpretable sequences** in metropolitan France in Flash Surveys #24 (14 September) and #25 (21 September) (unconsolidated data). In overseas France, **Delta** was identified in 98% of interpretable sequences in Flash Survey #23 (7 September), 99% in Flash #24 (14 September), and 100% in Flash #25 (21 September, unconsolidated data).

At the international level, **Delta** is also the dominant strain compared to the other variants of SARS-CoV-2. Since 1 September, it has represented more than 98% of sequenced samples according to the international database GISAID.

Vaccination

On 12 October, vaccination coverage in France based on data from Vaccin Covid was estimated at 75.6% (n=50,706,321) for at least one dose and 73.5% (n=49,311,847) for full vaccination. Among the eligible population aged 12 years and older, 50,685,731 had received one dose (87.7%), and 49,297,130 (85.3%) were fully vaccinated.

Vaccination coverage by age group in France on 12 October 2021 (in %)



Sources: Data from Vaccin Covid, Cnam, data processing by Santé publique France

On 12 October, 93.6% of residents of aged care homes and long-term care facilities had received at least one dose (91.7% with full vaccination). Vaccination coverage continued to improve among healthcare professionals in private practice: 96.2% had received at least one vaccine dose, and 95.2% were fully vaccinated.

Check out the surveys of the week

Update on the circulation of variants with [Flash Survey #23](#)
Update on the adherence to preventive measures with [CoviPrev Survey](#)

For more information on COVID-19, the surveillance systems in place, and vaccination, consult the websites of [Santé publique France](#) and [Vaccination Info Service](#).

For more information on the regional data, see [Regional Epidemiological Updates](#).

Find all the open access data on [Géodes](#).