

COVID-19 EPIDEMIOLOGICAL UPDATE



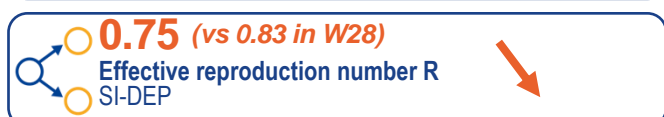
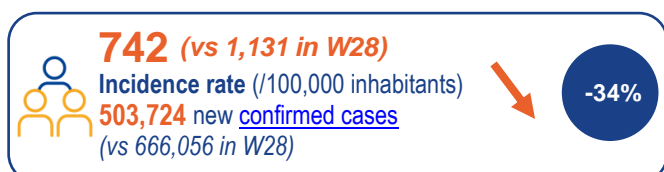
Weekly Report N° 126 / Week 29 / 28 July 2022

As part of its surveillance, alert, and prevention missions, Santé publique France analyses and publishes COVID-19 data obtained from its network of partners¹ as well as its own studies and surveys. This report is based on data reported to Santé publique France up to 27 July 2022.

Key numbers

Week 29 (18-24 July 2022)

Compared to week 28 (11-17 July 2022)



On 25 July 2022

Compared to 18 July 2022



Key points

Epidemiological situation

In week 29, circulation of SARS-CoV-2 was again in decline at national level and hospital admissions had started to decrease in week 28. Virological and hospital indicators nevertheless remained at high levels.

- Metropolitan France:
 - Incidence and positivity rates falling in all age groups and regions
 - Highest incidence rate among 20-29 year-olds (1,000/100,000)
 - Intensive care admissions still rising in some regions
- Overseas France:
 - Incidence rate still high in Guadeloupe
 - Incidence and positivity rates on the rise again in Reunion Island
 - Stabilisation of the incidence rate at a moderate level in Mayotte

Variants

- Omicron sub-lineages: BA.5 in majority in the week 28 Flash Survey (11 July)

Prevention

- Vaccination on 25 July 2022 (Vaccin Covid data):
 - Vaccination coverage for the booster dose stable at 75.1% in the population aged 18+ years and 85.0% in the 65+ age group
 - Second booster dose: 22.4% of 60-79 year-olds (representing 31.2% of those eligible given the time since their last injection) and 31.3% of people aged 80+ (41.8% of those eligible)
- In the context of the summer holidays and activities that favour transmission of the virus, compliance with the combined measures remains essential to protect the most vulnerable populations. The following precautions are particularly vital:
 - staying up-to-date with COVID-19 vaccinations;
 - self-isolation in case of symptoms and a positive test for COVID-19;
 - application of protective measures, including wearing a mask (around vulnerable people and in enclosed spaces favourable to transmission, especially public transport and large gatherings), and frequent hand washing. During heatwaves, ventilation of enclosed spaces should be limited to the cooler hours of the day.

*W29: unconsolidated data.

¹Santé publique France acknowledges the large public health network that contributes to COVID-19 surveillance: healthcare professionals working in private practice and hospitals, emergency departments, hospital and private biology laboratories, learned societies for infectious diseases, resuscitation and emergency medicine, CNAM, INSERM and INSEE.

Week 29 (18 to 24 July 2022)

SITUATION UPDATE

In week 29, the decrease in circulation of SARS-CoV-2 at national level was confirmed with a 34% drop in the incidence rate and a positivity rate lower by 3.7 points. However, virological indicators remained at high levels in all regions and age groups, indicating continued active circulation of the virus. Hospital indicators were also high, but new admissions started to decrease in week 28 (-4%), a trend that can only be confirmed for week 29 after consolidation of the data. A slight decrease in admissions to intensive care was also observed at national level, but with significant territorial disparities including some regions still showing an increase. In overseas France, the incidence rate remained high in Guadeloupe although it was decreasing. In Reunion Island, the incidence and positivity rates continued to rise. Vaccination efforts must be stepped up to improve vaccination coverage, which remains insufficient, particularly in overseas regions and among the elderly. On 25 July, only 41.8% of eligible 80+ year-olds and 46.9% of eligible nursing-home residents had received a second booster dose. Given the context of the summer holidays and continued active circulation of SARS-CoV-2, precautions remain necessary to maintain the current favourable evolution. In the event of symptoms, a positive test or high-risk contacts, it is also important to follow the recommended measures.

EPIDEMIOLOGICAL UPDATE

In week 29, the incidence rate decreased for the second consecutive week, reaching 742 cases per 100,000 inhabitants (-34% vs -16% in week 28), i.e. an average of 72,000 new cases per day. This drop involved all age groups. The lowest rates were again observed among 0-9 year-olds (257, -37%) and 10-19 year-olds (417, -32%). Conversely, 20-29 year-olds (1,003, -30%) and 30-39 year-olds (953, -36%) still had the highest rates. After a week of stabilisation, the positivity rate decreased at national level (29.7%, -3.7 points) and in each of the age groups, from -0.8 points among 0-9 year-olds (20.2%) to -5.5 points among 70-79 year-olds (30.5%). This indicator remained above 30% among 20-79 year-olds. The screening rate decreased at national level for the second consecutive week (2,502, -26%). This drop was observed across all age groups.

After a week of stability, the number of emergency department visits for suspected COVID-19 decreased in week 29 (8,001, -20%). Consultations for suspected COVID-19 across SOS Médecins networks dropped for the second consecutive week (5,596, -27%).

A decline in hospital admissions began in week 28, with consolidated data showing 8,876 new hospital admissions (-4%) and 823 intensive care admissions (-6%). In week 29 (unconsolidated data), there were 7,467 new admissions to hospital (-16%) and 758 to intensive care units (-8%). The [number of deaths](#) recorded in hospitals and long-term care facilities was 641 in week 29 (+1%, unconsolidated data).

In metropolitan France, the incidence rate fell in all regions. It was lowest in Île-de-France (531, -43%) and Normandy (588, -40%). It remained above 900 in Corsica (945, -26%) and Occitanie (907, -29%). Hospital admission rates were down across almost

the entire territory, but stable in Provence-Alpes-Côte d'Azur and Bourgogne-Franche-Comté, where they remained the highest in metropolitan France. Intensive care admission rates continued to rise in some regions, notably in Auvergne-Rhône-Alpes, Nouvelle-Aquitaine and Corsica.

In overseas France, the incidence rate remained high in Guadeloupe although in decline (901, -20%). It continued to rise in Reunion Island, where it reached 655 (+19%). After several weeks of increase, it stabilised in Mayotte (99, -4%). The situation continued to improve in Martinique (489, -17%) and French Guiana (317, -21%).

VARIANTS

The replacement of BA.2 by BA.5 has continued. BA.5 has been in the majority for several weeks, representing 90% of interpretable sequences (all sub-lineages included) in the week 28 Flash Survey (11 July), compared to 3.6% for BA.2 (all sub-lineages included). To date, three cases of sub-lineage BA.2.75 have been detected in France. BA.4 was also detected in 6.2% of sequences (all sub-lineages included). The presence of the mutation at position L452 in screening tests continued to increase (89% in week 29 vs 87% in week 28), in line with the progression of BA.5.

PREVENTION

On 25 July, vaccination coverage was 85.0% for the booster dose among people aged 65 and over. Only 31.2% of 60-79 year-olds and 41.8% of 80+ year-olds, as well as 46.9% of eligible nursing-home residents (given the time since their last injection), had received their second booster dose.

Where to find the graphs and tables on InfoCovidFrance?

As of 14 July 2022, the Weekly Report (COVID-19 Epidemiological Update) will evolve to a 3-page format that provides an overview of the dynamics of the COVID-19 epidemic in France.

The graphs and tables presenting the indicators are available directly on [InfoCovidFrance](#):

HOSPITAL INDICATORS

- Weekly figures for COVID-19 patients newly admitted to hospital and intensive care units are available in the "Key numbers" tab, in the "Consultations / Hospital" section. The different rates for these indicators are also presented in the "Hospital" tab.
- Weekly rates of COVID-19 patients newly admitted to hospital and intensive care, by age group, are available as two separate graphs in the 'Hospital' tab.

LONG-TERM CARE FACILITY INDICATORS

The "Long-term care facilities" tab provides information on the following indicators:

- vaccination coverage among residents and staff of nursing homes and long-term care facilities;
- the weekly number of new confirmed cases among residents and staff of long-term care facilities;
- weekly deaths among residents of long-term care facilities.

VIROLOGICAL DATA AT NATIONAL LEVEL

- The graph "Incidence and screening corrected for public holidays" is available in the "Incidence" tab.
- The heat map "Weekly evolution of the incidence rate by age group" is available in the "Incidence" tab.

VIROLOGICAL DATA AT REGIONAL LEVEL

- The table "Evolution of the incidence, positivity, and screening rates by region" is presented in the form of graphs at the regional and departmental levels in the "Incidence" tab.

VARIANTS

- The graph "Evolution of the proportions for each classified variant in the Flash surveys" is available in the "Variants" tab.

VACCINATION COVERAGE

- The graph "Vaccination coverage by age group" is available in the "Vaccination" tab.

For more information on COVID-19, the surveillance systems in place, and vaccination, consult the websites of [Santé publique France](#) and [Vaccination Info Service](#)
For more information on the regional data, see the [Regional Epidemiological Updates](#)
Find all the open access data on [Géodes](#)

Dashboard

[InfoCovidFrance](#)

Key figures and evolution of COVID-19 in France and worldwide